CBF S.r.l. - Via Caboto, 3 - 36075 Montecchio Maggiore (VI)
Tel. 0444 499141 / 0444 499143 - Fax 0444 499145
e-mail: info@cbf.it - http://www.cbf.it

Valvola con comando a leva, corpo in ghisa
Directional valve, lever operated, cast iron body

mod. DM-1

Modello *Type*	Portata massima *Max Flow*	Pressione massima *Max pressure* P,A,B	Pressione massima *Max pressure* T
DM-1	30 l/min	350 bar	150 bar
DM-1-M*	30 l/min	350 bar	150 bar

con predisposizione microinterruttore
* *with microswitch predisposition*

Portata massima circuito 1: 20 l/min
Maximum flow, circuit 1: 20 l/min

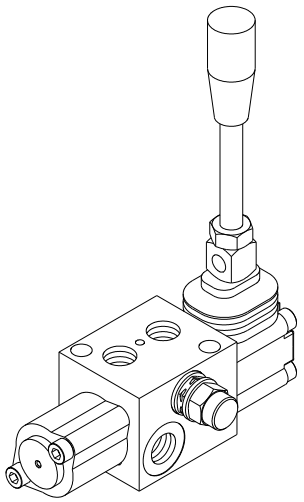

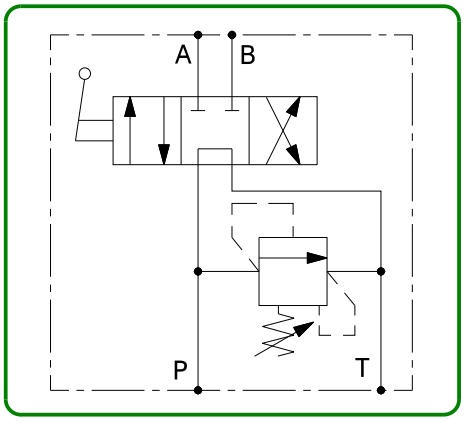

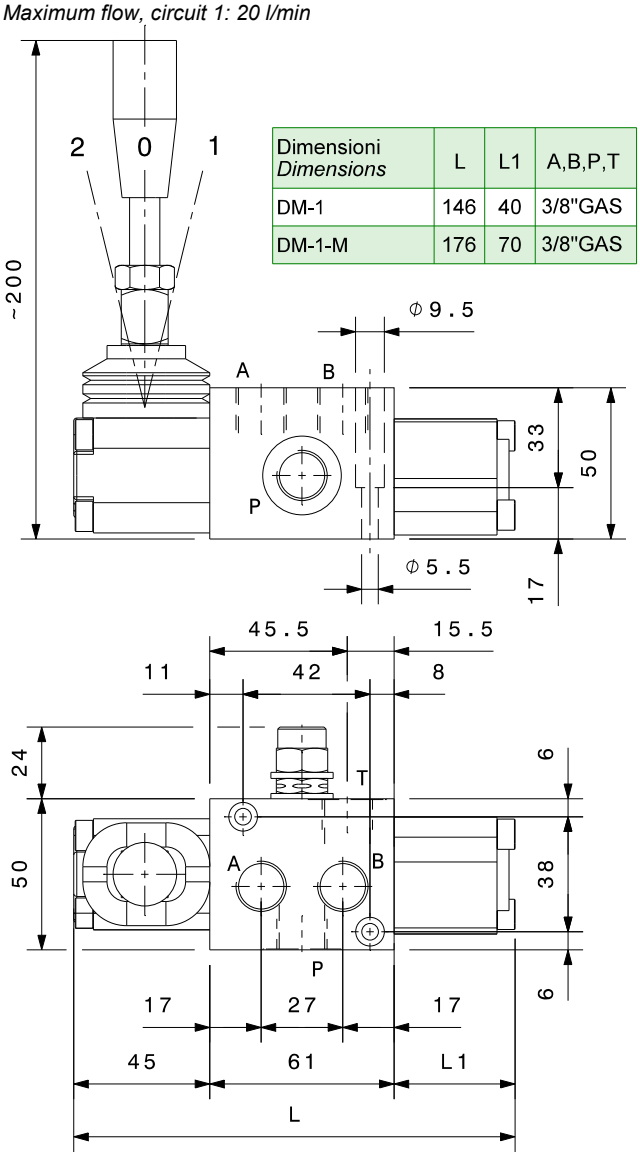

Dimensioni *Dimensions*	L	L1	A,B,P,T
DM-1	146	40	3/8"GAS
DM-1-M	176	70	3/8"GAS

CIRCUITO *CIRCUIT*

standard
su richiesta *upon request*

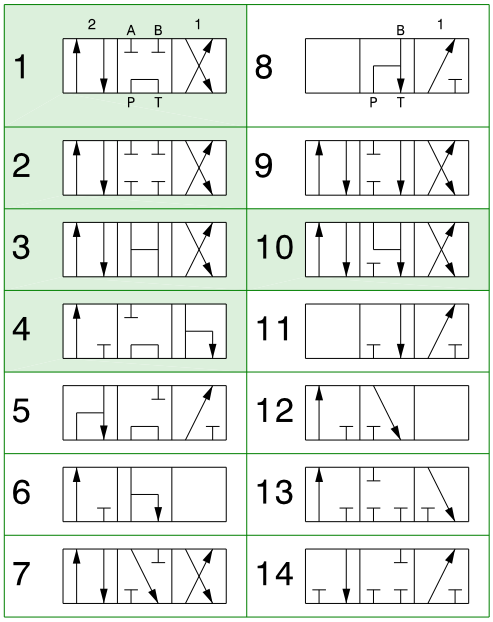

POSIZIONATORE *SPOOL CONTROL*

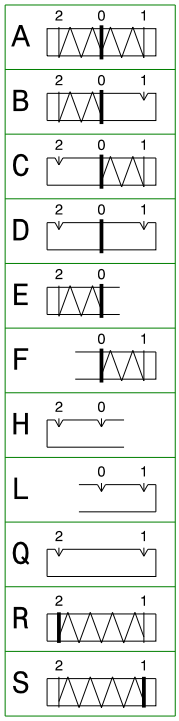

Sigla di ordinazione / Ordering code

DM-1 — A — 1

- DM-1: Modello *Type*
- A: Posizionatore *Spool control*
- 1: Circuito *Circuit*

Taratura valvola limitatrice di pressione *Pressure relief valve setting*	
Taratura standard *Standard setting* **bar (Q=5 l/min)**	Campo di taratura *Adj. Pressure range* **bar**
180	**20÷190**

Dati e tarature ottenuti usando olio con viscosità 30 cSt a 50°C *Performaces and calibrations are carried out by using hydraulic oil with 30 cSt viscosity at 50°C*	
Viscosità consigliate *Recommended viscosity*	10 ÷ 420 cSt
Temperature di lavoro *Working temperature*	-20 ÷ +90 °C
Filtrazione assoluta *Absolute filitration*	25 µ

I dati non sono impegnativi, **CBF** si riserva di apportare modifiche senza preavviso.
*The specifications are not binding, **CBF** reserves the right to introduce modifications without notice.*